


Proceeding



"Recent innovative issues and findings on
the development and the education of
mathematics and science"

2nd ICRIEMS

The 2nd International Conference on Research,
Implementation and Education of
Mathematics and Science

17 - 19 May 2015
Yogyakarta State University



ISBN 978-979-96880-8-8

Conference Proceedings

2nd INTERNATIONAL CONFERENCE ON RESEARCH,
IMPLEMENTATION AND EDUCATION OF
MATHEMATICS AND SCIENCE (2nd ICRIEMS)
Yogyakarta, 17 – 19 May 2015

ISBN 978-979-96880-8-8

Recent Innovative Issues and Findings
on The Development and The Education
of Mathematics and Science

Faculty of Mathematics and Science
Yogyakarta State University

2nd ICRIEMS : Recent Innovative Issues and Findings on The Development and The Education of Mathematics and Science

- Mathematics & Mathematics Education
- Physics & Physics Education
- Chemistry & Chemistry Education
- Biology & Biology Education
- Science Education

Published by:
Faculty of Mathematics and Science
Yogyakarta State University
Karangmalang, Yogyakarta 55281
Telp. (0274)550227, Fax. (0274)548203

© June 2015

Board of Reviewer

Prof. Dr. David Treagust (Curtin University)
Prof. Dr. Sopia binti Md Yassin (Universiti Pendidikan Sultan Idris)
Prof. Dr. Marsigit (Yogyakarta State University)
Prof. Dr. Mundilarto (Yogyakarta State University)
Prof. Dr. Sriatun (Yogyakarta State University)
Prof. Dr. A.K. Prodjosantoso (Yogyakarta State University)
Prof. Dr. IGP. Suryadarma (Yogyakarta State University)
Prof. Dr. Bambang Subali (Yogyakarta State University)
Dr. Ariswan (Yogyakarta State University)
Dr. Agus Maman Abadi (Yogyakarta State University)
Ouhao Chen (University of New South Wales)
Abdullah D. Dalee (Yala Rajabhat University)
Lilla Adulyasas (Yala Rajabhat University)

Preface

Bless upon God Almighty such that this proceeding of 2nd International Conference on Research, Implementation, and Education of Mathematics and Sciences (ICRIEMS) may be compiled according to the schedule provided by the organizing committee. All of the articles in this proceeding are obtained by selection process by the reviewer team and have already been presented in the conference on 17 – 19 May 2015 in the Faculty of Mathematics and Science, Yogyakarta State University. This proceeding comprises nine fields, these are mathematics, mathematics education, physics, physics education, chemistry, chemistry education, biology, biology education, and science education.

The theme of this 2nd ICRIEMS is '*Recent Innovative Issues and Findings on The Development and The Education of Mathematics and Science*'. The main articles in this conference are written by seven keynote speakers, which are Prof. David F. Treagust (Curtin University, Australia), Prof. Slava Kalyuga (University of New South Wales, Australia), Prof. Dr. Sophia binti Md Yassin (Universiti Pendidikan Sultan Idris, Malaysia), Susanne W. Brahmia, Ph.D. (Rutgers University, USA), Dr. Norjan Yusof (Universiti Pendidikan Sultan Idris, Malaysia), Prof. Dr. Supriadi Rustad, M.Si (Directorate General of Higher Education, Indonesia) and Prof. A.K. Prodjosantoso, Ph. D. (Yogyakarta State University, Indonesia). Besides the keynote speakers, there are also regular articles presenting the latest research results in the field of mathematics and sciences, and the education in the parallel sessions. These regular speakers are academics, researchers, teachers and practitioners from various places in Indonesia and abroad, including Australia, Malaysia and Thailand.

Hopefully, this proceeding may contribute in disseminating research results and studies in the field of Mathematics and Sciences and the Education such that they are accessible by many people and useful for the future development.

Yogyakarta, May 2015

The Editor Team

Forewords From The Head Of Committee

Assalamu'alaikum warrahmatullah wabarakatuh.
May peace and God's blessings be upon you all.

This conference entitled International Conference on Research, Implementation, and Education of Mathematics and Science (ICRIEMS) 2015 is organized by the Faculty of Mathematics and Science, State University of Yogyakarta. This is the second time that our Faculty is proudly holding an international conference, where this year's theme is "Recent innovative issues and findings on the development and the education of mathematics and sciences". This conference is also dedicated to the 51st anniversary of Yogyakarta State University.

This conference facilitates academics, researchers and teachers from two areas, mathematics and science which may be classified into physics, chemistry and biology. Innovative issues and findings are emerging from time to time, especially in the field of mathematics, science, and the education. It is through education that these developments may be understood and implemented. Hence, it is therefore necessary for us to follow come together and discuss these exciting recent developments of mathematics, science, and the education through this conference.

On behalf of the organizing committee of this conference, I would like to express my highest appreciation and gratitude to the keynote speakers from Australia, the USA, Malaysia and Indonesia. They and the keynote title are:

From educational field:

1. Prof. Slava Kalyuga (School of Education, University of New South Wales, Sydney, Australia), "Cognitive load issues in teaching and learning mathematics"
2. Prof. David Treagust (School of Science, Curtin University, Perth, Australia), "The development and use of diagnostic instruments for assessing students' chemistry knowledge and understanding"
3. Prof. Dr. Sophia binti Md Yassin (Department of Science Education, Universiti Pendidikan Sultan Idris, Malaysia), "Teaching Science And Mathematics In English (TeSME): The Malaysian CLIL Experience"
4. Suzanne W. Brahmia, Ph.D (Rutgers University, New Jersey, US), "Developing expert mathematization of physics in the introductory course: an impedance mismatch"
5. Prof. Dr. Supriadi Rustad (Directorate General of Higher Education, Department of Research, Technology and Higher Education), "Current reform and research in higher education in Indonesia"

From basic knowledge field:

1. Prof. AK. Prodjosantoso, Ph.D. (Department of Chemistry Education, Yogyakarta State University, Indonesia), "The chemistry of heavy metals immobilisation in Portland Cement"

2. Dr. Norjan Yusof (Department of Biology, Faculty of Science and Mathematics, Universiti Pendidikan Sultan Idris, Malaysia), “Pollution and management of landfill leachate”.

Furthermore, I would also like to express my appreciation to about 180 regular presenters who have travelled from Australia, China, Malaysia, Thailand, Sumatera, Kalimantan, Sulawesi, Papua, Bali and many places in Java and Yogyakarta to attend this conference. Slightly more than 30 per cent of the presenters are from mathematics education and around 20 per cent are from mathematics. About 16 per cent of the presenters deliver findings on chemistry and the education, and about 14 per cent on physics and the education. The other 20 per cent presents biology, biology education and general science education. We do hope this conference will bear fruitful results and promote networking and future collaborations for all participants from diverse background of expertise, institutions, and countries to promote science, mathematics, and the education.

Finally, I would like to extend my highest appreciation to the organizing committee who has been working very hardly since a half of a year ago to ensure the success of the conference. However, should you find any shortcomings and inconveniences, please accept my apologies.

Hope all participants have a very good moment during the conference and enjoy the city of Yogyakarta, the city of education, cultural and tourism. Thank you very much.

Wassalamu’alaikum warrahmatullah wabarakatuh. May peace and God’s blessings be upon you all.


Yogyakarta, 17 May 2015

Endah Retnowati, Ph.D.

**Forewords From The Dean Of Faculty Of Mathematics And Science,
Yogyakarta State University**

Assalamu'alaikum warahmatullahi wabarakatuh. My greetings for all of you. May peace and God's blessings be upon us all.

On behalf of the Organizing Committee, first of all allow me to extend my warmest greeting and welcome to the International Conference on Research, Implementation, and Education of Mathematics and Sciences, the second to be held by the Faculty of Mathematics and Science, State University of Yogyakarta, one of the excellent and qualified education universities in Indonesia. This conference is also celebrate the 51th Anniversary of State University of Yogyakarta.



This conference proudly presents keynote speeches by seven excellent academics, these are: Prof. Dr. Supriadi Rustad, Prof. Slava Kalyuga, Prof. A. K. Prodjosantoso, Dr. Norjan Yusof, Prof. Dr. Sopia Binti Md Yasin, Prof. David F. Treagust, and Dr. Suzanne W. Brahmia, and around 180 regular speakers.

The advancement of a nation will be achieved if education becomes a priority and firmly supported by the development of technology. Furthermore, the development of technology could be obtained if it is supported by the improvement of basic knowledge such as mathematics, physics, chemistry, and biology. The empowerment of this fundamental knowledge may be achieved by conducting research which is then implemented in developing the technology and the learning process in schools and universities.

This international conference is aimed to gather researchers, educators, policy makers, and practitioners to share their critical thinking and research outcomes. Moreover, through this conference it is expected that we keep updated with new knowledge upon recent innovative issues and findings on the development and the education of mathematics and science, which is in accord with the theme of the conference this year. All material of the conference which are compiled in the abstract book and proceedings can be useful for our reference in the near future.

This conference will be far from success and could not be accomplished without the support from various parties. So let me extend my deepest gratitude and highest appreciation to all committee members who have done an excellent job in organizing this conference. I would also like to thank each of the participants for attending our conference and bringing with you your expertise to our gathering. Should you find any inconveniences and shortcomings, please accept our sincere apologies.

To conclude, let me wish you fruitful discussion and a very pleasant stay in Yogyakarta.

Wa'alaikumsalam warahmatullahi wabarakatuh

Yogyakarta, 17 May 2015
Dean Faculty of Mathematics and Science
Yogyakarta State University

Dr. Hartono

Forewords From The Rector Of Yogyakarta State University

Assalamu'alaikum warrahmatullah wabarakatuh.
May peace and God's blessings be upon you all.

First of all, allow me to express my great thanks to God, Allah SWT, who gives us health and opportunity, so that we can join this very important conference, may Allah always bless us. It is a great honor and pleasure for me to welcome you all to the 2nd International Conference on Research, Implementation and Education of Mathematics and Science. Educational Research and Innovation (ICRIEMS) organized by the Faculty of Mathematics and Science, Yogyakarta State University in Yogyakarta, Indonesia. On behalf of the university and the committee, let me extend my warmest greetings and appreciation to all speakers and participants who have travelled hundreds or even thousands of miles by various transportation means to come to Yogyakarta to attend this conference.



It is indeed a privilege for Yogyakarta State University to have the opportunity to organise this very important conference in which educational researchers and practitioners on mathematics and science and the education, to get together to share ideas, experiences, expectations, and research findings. This conference is held as one of the activities, in the agenda of Yogyakarta State University to celebrate its 51st anniversary.

Research is one of the activities among the academic members of a university. It is a systematic effort to solve the problems or answer the questions by collecting data, formulating the generalities based on the data, then finding and developing organized knowledge by scientific method. It is expected that from research activities, valuable empirical facts can be obtained to improve and develop the theory and practice to bring a better quality of education.

Mathematics and science have been seen as important knowledge to be acquired by our children since it could assist them solving daily life problems. Efforts to improve the quality of teaching of mathematics and science must be continuously supported to produce new innovations, high-quality research and practice. In responding to this, the conference has taken a theme namely "Recent innovative issues and findings on the development and the education of mathematics and science". Participants, either speakers or non-speakers, in this conference are highly encouraged to discuss not only the recent findings of instructional theory or practice, but also new findings of basic knowledge of mathematics and science that may be useful to be applied in our life.

It is expected that this conference provides researchers, teachers, lecturers, education practitioners, college students, and policy makers the opportunity to share

their knowledge, experiences, and research findings which are innovative and relevant to develop the educational practices focusing on the process and product. Eventually, this conference is aimed to facilitate academics, researchers and teachers to yield some recommendations on the importance of education and development of mathematics and science based on empirical proofs which bring the benefits of the prosperity of all.

This international conference will not be what it is without the cooperation and support rendered by the whole committee whose names I will impossibly mention one by one. Therefore, I would like to take the opportunity to extend my highest appreciation and sincerest gratitude to especially the Dean of Faculty of Mathematics and Science. I would also like to thank the organizing committee for their commitment and hard work. Only with their support will this international conference certainly reach its declared objectives successfully. Yogyakarta State University has done its best to make this conference a big success. However, should you find any shortcomings and inconveniences, please accept my apologies.

To conclude, let me wish you all a productive conference and enjoyable stay here in Yogyakarta State University. Also I wish you all great success and this international conference will bring us fruitful benefits in education. Thank you very much. Wassalamu'alaikum warahmatullah wabarakatuh. May peace and God's blessings be upon you all.

Yogyakarta, 17 May 2015
Rector,

Prof. Dr. Rochmat Wahab, M.Pd., M.A.

Table of Content

		page
	Front Cover	i
	Board of Reviewers	ii
	Preface	iii
	Forewords From The Head of Committee	iv
	Forewords From The Dean of Faculty	vi
	Forewords From The Rector	viii
	Table of Content	xi
	Keynotes:	
01	The Development And Use Of Diagnostic Instruments For Assessing Students' Chemistry Knowledge And Understanding <i>David Treagust</i>	K-1
02	Towards Sustainable Biological Nitrogen Removal (BNR) Of Landfill Leachate In Malaysia <i>Norjan Yusof</i>	K-9
03	Cognitive Load Issues in Teaching And Learning Mathematics <i>Slava Kalyuga</i>	K-19
04	Teaching Science And Mathematics In English (TeSME): The Malaysian CLIL Experience <i>Sopia binti Md Yassin</i>	K-31
	Regular Papers:	
	MATHEMATICS	
01	Modification Of Crossover Operator On Ga Application For TSP <i>Darmawan Satyananda</i>	M-1
02	Stability Analysis And Optimal Control On The Model Harvesting Of Prey Predator With Fungsional Response Type III <i>Mohammad Rifa'i, Subchan, Setidjo Winarko</i>	M-11
03	Modeling Economic Growth Of Districts In The Province Of Bali Using Spatial Econometric Panel Data Model <i>Ni Ketut Tri Utami, Setiawan</i>	M-19

Suciati, Puspita, L; Azizi, A

SCIENCE EDUCATION

- | | | |
|----|---|---------|
| 01 | Use of Computer Management Instruction For Development Standardized Test For Equivalency Quality Assessment As Determinants Of School Graduation In The National Exam System Fair
<i>Dadan Rosana, Sukardiyono</i> | SE - 1 |
| 02 | Curriculum Development For Natural Science Secondary School Through Integration Value Of Character Based On Contextual Teaching And Learning
<i>Evi Suryawati</i> | SE - 11 |
| 03 | An Evaluation Of A Micro Teaching Subject Of Physics Education Study Program To Meet The Inqf Of Grade VI At Yogyakarta State University
<i>Febrina Siska Widyaningtyas, Zuhdan Kun Prasetyo</i> | SE - 21 |
| 04 | Integration Of 21st Century Skills As Efforts To Develop “Jupe Ditata” Character Of Biotechnology Subject
<i>Hasan Subekti</i> | SE – 29 |
| 05 | Science Learning By Using Guided Inquiry Approach Through Experiment And Demonstration Method Viewed From Students’ Scientific Attitudes
<i>Ika Candra Sayekti</i> | SE – 39 |
| 06 | Developing Integrated Science, Character, And Literacy-Based Science Package Asscience Learning Model
<i>Insih Wilujeng, Zuhdan Kun P., Senam</i> | SE – 47 |
| 07 | Study Of Dissemination Junior High School Science Teacher At Hulu Sungai Selatan Regency And Their Skills To Use Learning Media
<i>Intan Rahmadani, Sri Hartini, Mustika Wati, Chairil Faif Pasani</i> | SE – 63 |
| 08 | The Comparison Between The Daily Lesson Plan of Indonesia and cores (Content Representation) as Lesson Plan model in Pedagogical Content Knowledge (PCK) To Develop Professional Science Teaching
<i>Maryati dan Susilowati</i> | SE – 67 |
| 09 | The Effectiveness of Thematic Learning To Improve Science Process Skills of Junior High School Students
<i>Mundilarto</i> | SE - 75 |

**USE OF COMPUTER MANAGEMANT INSTRUCTION FOR DEVELOPMENT
STANDARDIZED TEST FOR EQUIVALENCY QUALITY ASSESSMENT AS
DETERMINANTS OF SCHOOL GRADUATION IN THE NATIONAL EXAM
SYSTEM FAIR**

Dadan Rosana¹⁾, Sukardiyono²⁾

*^{1), 2)} Science Education Study Program, Faculty of Mathematics and Science
Yogyakarta State University, email: danrosana.uny@gmail.com*

Abstract

Issues around final school exams is still the main problem in education that spawned a lot of controversy, one of which is about the method of determining graduation. The final value for the determination of graduation obtained from the combined value of school subjects tested nationally and value the UN, which is weighted 40% of the value of school subjects tested nationally and 60% of the value UN (Regulation of the Minister of Education and Culture of the Republic of Indonesia Number 3 in 2013). The problem that then arises in this regard is the lack of equality of quality assessment used for assessment in school, so it can not guarantee the quality of the justice due to differences in a given test. It is very urgent to find a solution, because the value of the school is used also in the new admissions system (SNMPTN) invitation. The problem is very urgent to find a solution is to produce a standardized assessment system through school equivalency exam quality using equiting process and question bank. In most large-scale testing programs, the preparation of similar tests which were extremely important. This should be done for the rapid treatment in the event of a leak test and to compare the results of the test participants using different tests such. This activity can be done using the response theory item (item response theory). Due to the widespread use of computer technology, the utilization of virtualization as computer management instruction has provided opportunities for schools, teachers and students to interact with the server to access facilities, virtual desktop and applications without having to invest and maintenance independently. It is becoming an increasingly easy opportunity to do as the development of data networks increasingly varied and widespread.

(Times New Roman 10 pt, single space, right-left indent 1,5, justified)

Key words: standardized tests, graduation determination, equalization problem

INTRODUCTION

Polemic developed in the community that there is no viable standardized assessment used to equalize the quality of the test in determining the final school exams should be overcome with a good system and ensure fairness for all Indonesian citizens. In the test program, especially on a large scale, the preparation of some of the tests are equivalent is one of the important activities as one of its tasks is to maintain the security of the test device. At a certain level of equality some test devices can be implemented at the time of developing the test itself, but usually varies between a test device with other test devices, especially in terms of level of difficulty. This can be overcome by conducting equivalency between the test scores in a way that is appropriate and correct. Often found in schools, different test participants must be measured by different tests

even though the tests are not necessarily equivalent and are expected to measure the nature and demands of achieving the results that can be compared (Tumilisar, 2006: 3).

Although to a certain extent equality of some tests may be pursued at the time of preparing the tests itself, but in general the level of variation between tests difficult persists (Swediati, 1997: 1). In addition, equating tests necessary to remember that compose test truly parallel is not easy. So empirically make two tests are the same, never completely parallel, reliable or unidimensional, so that the resulting scores-scores can not be compared (Gronlund, 1985: 169). If the test results are used to determine the increase in class or program majors, of course, it becomes unfair because it does not do the equivalence of scores for the different tests. Therefore, it is important to do the adjustment of the test scores so that participants of different tests, using different tests can be compared.

These problems can be overcome by doing equivalency scores obtained from the participants who took the tests. Statistical process known as equating method (equating), has been developed to address this problem. In other words, equating is a process to determine the relationship between the scale scores of two or more tests that test-scores scores are treated fairly. Activity equivalency test can be done by developing a system conversion unit test system to another test unit so that once converted scores from the two test devices become equal and interchangeable. This activity can be done by using Classical test theory and the theory of grain responsiveness. In this article the discussion is focused on the application of the response theory item (item response theory) using Quest program. Application of the theory of the response grains in equalizing the test is very useful especially for the development of a question bank. For that in this study developed a standardized assessment models based CMI (Computer Management Instructional) to ensure equality of quality assessment as a graduation in the determination of the data base system that is equitable School Final Examination.

RESEARCH METHOD

Methods of Research and Development (R & D) used in developing the model assessment-based CMI (Computer Management Instructional), using the five phases of design activity spiral model adapted from 'Five phases of instructional design'. In the process of vertical equating use common-item nonequivalent groups design and determination of equating coefficients with the QUEST program, and in the quality of the tests used equating EXEL Program. The trial results equating, based on the results of the linear equating equation equating the third package was found that daily about Physics (The topics Quantities and Units and Motion).

CMI-SIPSMA applications used in the final school equivalency exam is a system based on client-server where the client computer machine only integrated with the end-user CMI-SIPSMA and client requirements. While the machine can be integrated with a server computer system database (database) and server requirements. CMI-SIPSMA Applications can also be applied to a machine that has a computer wrote a whole section of the system: the system end-user CMI-SIPSMA, server and client requirements, along with the base system database (database).

At CMI-SIPSMA applications, security and access rights are developed with user-level security (User) and User Roles (User Role). Each user is based on each individual teacher at each school. Only the user "admin" who act as Super User, and Administrator user role as the user "default" by not based on the individual teacher.

RESULT AND DISCUSSION

Creating a test equivalent to two packs or more, of course, is not easy or even impossible, because there must be a difference. This is because almost not possible to organize a multi pack test that truly parallel (Petersen, Kolen, & Hoover, 1989). Although the authors tests using the

same test specifications in writing an item-item and just change the numbers, there is no guarantee that the level of difficulty of these items will be the same. Especially if that is different is the key word and the contents of the answer choices. According Angoff (1971) and Kolen (1988) as cited in Hambleton (1991), the equating method is divided into two categories, namely: 1) equating equipercentile, and 2) linear equating (linear equating). The first category is an improvement scores by making a comparison between the test scores of X and Y be equivalent if the order of percent rank of each group is the same.

Furthermore, to equalize the score in two different tests, then a second test proficiency level should be given to examine the same group. Later in the second category, it is assumed that the test scores x and y on test scores Y has a unidirectional relationship / line (linearly related). According Tumilisar (2006), equating methods are ways to find the relationship equating two test scores from two different research instruments using certain statistical and data collection specific to the design of data collection. Equipercentile equating method is divided into two, namely:

1. Equating method equipercentile chain is how to find equivalence equipercentile two test scores from two different research instruments, data collection is done with anchor test design and test nonekivalen anchor is an internal anchor tests using certain statistics. Equipercentile equivalence is calculated by the method of direct equipercentile equating separately on the test scores of both instruments, each of the test anchors, without the use of synthetic populations.
2. The method of frequency estimation equipercentile equating is how to find equivalence percentile two test scores from two different research instruments using certain statistical, and data collection is done by design unequivalence test anchors and anchor test is a test of the internal anchor. Equipercentile equivalence is calculated by estimating the cumulative distribution of two test scores of each of the anchor tests, using synthetic populations. The process of equating of multiple device test (equating) can be done in two ways, namely equating horizontally and vertically. Equating process obtained from two different test devices but measuring the same thing called horizontal equating. The process of equating of the two groups of participants of different tests in the levels / levels of education, but given the same problem called vertical equating (Crocker & Algina, 1986).

Basically equating aims to level the scores by comparing the scores obtained from working on a test device with scores obtained from other test devices that work is done through the process of equalizing the scores on the test device (Hambleton & Swaminthan, 1991). According to Zhu (1998), Silverback-scores on test A and test B can be synchronized if they meet four conditions, namely: 1) measures the ability or the same characteristics. So the tests are composed of different lattice can not be compared; 2) after equating, frequency distribution of scores on a test should be the same as the frequency distribution of scores on tests of B, so that scores on the test A and test B are interchangeable after equating; 3) equivalency test should be free of data or job candidates in the process of equating, and conversion from equating should apply to all similar situations; and 4) the transformation should be the same regardless of which test is used as a base or reference conversion, which means that the interpretation should be equally good scores equating of test A test to B or from B test to test A.

Lord (1980) put forward the notion or idea of equality in a number of implications, namely: 1) measurement tests with different properties can not be compared; 2) raw scores on the same test is not consistent, it can not be done equating process; 3) raw scores on tests with varying difficulty can not be compared because the test would not be consistent at the same level of difficulty; 4) mistakes or errors on test scores or package A and B can not be compared unless the tests are actually parallel; and 5) a perfect test reliability can be done equating.

Equating is done by converting one package to another package, which measures the ability of the package the same. Equivalency test device is the creation of a number of decisions of the scores obtained from a packet to be adjusted to different forms of the difficulty level. If

there is a package X is more difficult than the package Y, then X to Y equating package produce higher values of X package or valuable if equated to package Y (Crocker and Algina, 1986). There are three basic in designing the data to be retrieved and analyzed in doing equivalency test (Kolen& Brennan, 2004), namely: 1) the design of the data collected from the two groups were tested in different packages with the same grating, wherein the second division of the package are random or random; 2) for the equating process, one test group was given a package after it tested again with the package B, and another group was given first package B then rework package A; and 3) the instrument test given to different examinees. But in the second package contained the test anchor (anchor test) were given to all participants of the test. Anchor test that is used as a benchmark to perform equating. Participants test in this case does not need to be divided at random or random although the random division also will not affect this model.

The first test equating method is a method of regression. Determination of conversion constants a and b are regression method performed by observing the response of the test participants on both the X and Y. Estimation test item parameters and parameters of the ability of participants meet the following linear regression equation:

$$y = ax + b + a \text{ with } a = r_{xy} / S_x \text{ and } b = \bar{y} - ax$$

Description:

y : estimation of ability or item parameter estimates on the test device Y

x : estimation of ability or item parameter estimates on the test device X

r_{xy} : the correlation coefficient between X and Y

\bar{y}, \bar{x} : mean of y and x

S_y, S_x : standard deviation of x and y

E: error in estimating the regression error

The use of this method is not reciprocal (asymmetric) so inadequate for determining the conversion constants especially considering that the equivalency test two or more devices are in need of invariance requirements and the reciprocal of the test device synchronized. The second test equating method is the average sigma method. In this method, the determination of the conversion constants α and β according to the mean and sigma method is done by taking into account the value of the parameter estimate the difficulty level on the second test item test devices that b_x and b_y . According Hambleton&Swaminathan (1985: 26), the relationship between the estimated parameter or parameters of the test item in the second participant's ability to be synchronized test devices and determination of the conversion constants satisfy the following equation:

$$y = ax + b \text{ with } a = S_y/S_x \text{ and } b = \hat{Y} - ax$$

Mean and sigma method is reciprocal so that the same way the relationship of y to x can be determined. However, according to Hambleton&Swaminathan (1991: 26) argues that the mean and sigma equating method does not consider the variation of the parameter estimation error standard item.

The third test equating method called the method of mean and sigma tough. Hambleton and Swaminathan (1991: 26), states that the mean and sigma equating method is not mempertimbangkan grain variation parameter estimation. Equating method mean and sigma tough considering the variation of the standard error of the parameter estimate grain. The steps in the determination of the conversion constants for equivalency test using this method are as follows (Sukirno, 2007: 312):

1. Determination of the weight of item parameters (w_i) in each pair (b_{xi} and B_{YI}), namely:
 $w_i = [\max \{v(x_i), v(y_i)\}] - 1$ where: $i = 1,2,3,4 \dots .k$, $v(x_i)$ and $v(y_i)$ is a variant of the test difficulty level parameter estimates X and Y.
2. Determination of the scaling weights w_i scale using the formula: $w_i = k = \text{number of anchor point on the test device X and Y.}$

3. Calculation of the estimated weighted test X and Y, using the formula: $x_i' = w_i' x_i$ and $y_i' = w_i' y_i$
4. Determination of the mean and standard deviation of the estimated weighted test X and Y, ie \bar{x} , \bar{y} , $S_{x'}$, $S_{y'}$.
5. Determination of the conversion constants α and β by using the mean and standard deviation of the weighted estimation is done by substituting the mean and standard deviation of the estimated weight of the equation equating scale.

According Stocking and Lord (Hambleton, 1985) in mean and sigma equating method, the process of determining the conversion constants do not pay attention to the possibility of extreme group scores, whereas the mean and sigma equating method can toughen scores improved by observing extreme groups.

While all four methods that can be used in the test is a method equating characteristic curve. Determination of conversion constants α and β with characteristic curve method, carried out with due regard to the value of the second test item parameter estimates about the devices that x and y . Mean and sigma equating method and the method of mean and sigma rigid in determining the conversion constants only take into account the existing relationship between item difficulty parameters on which the test device to test other devices. The relationship between parameters of different power on both the tests have not been considered. Rahayu (2008), states that the characteristic curve method considers information from different power parameters of grain and grain in determining the level of difficulty of the conversion constants. Therefore, the characteristic curve equating method considered the relationship between the parameters of different power and relationship difficulties between item difficulty parameter tests to be synchronized. In addition, also in the method of original scores observed characteristic curve (true score) candidates in the second test device.

There are three basic in designing the data to be retrieved or analyzed by equating (Crocker and Algina, 1986), (Yi, Kim and Brennan, 2007), namely;

1. Design the data collected from two groups or groups that differ in the test package with the same grating, wherein the second division of the package at random or random.
2. For the equating process, one test group was given a package after it in the test came back with the package B, and another group was given first package B then rework package A.
3. The difference in the test instrument given to examinees different. But in the second package are common items or anchor test given to all participants of the test. Anchor that is used as a benchmark to perform equating. Participants test in this case does not need to be divided at random or random although the random division also will not affect this model. (Crocker and Algina, 1986).

Illustration of equating the third draft of the above description, it can be seen as shown in the following table.

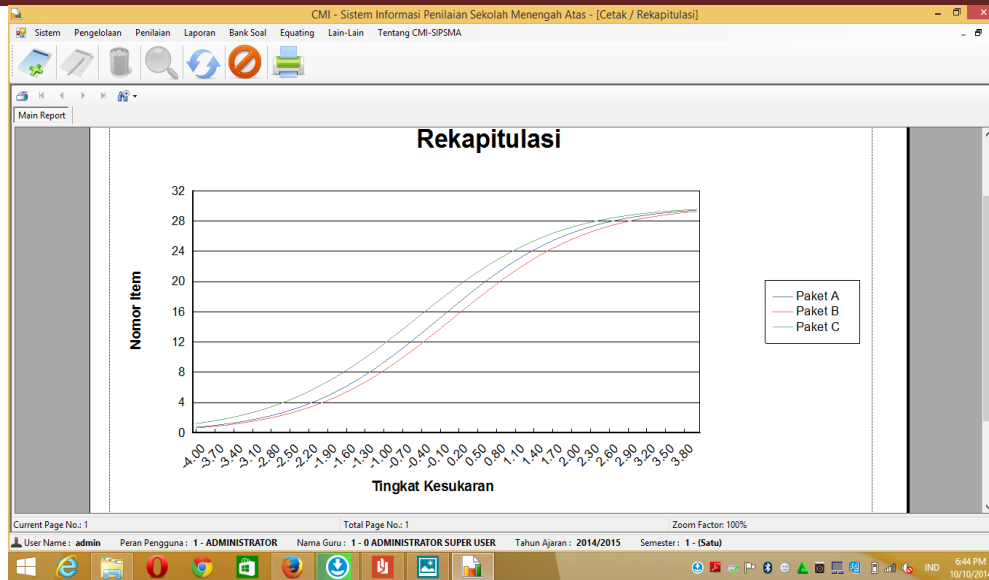


Figure 1.
Summary of Results of equating Package A, B, and C

A is a group I were given a packet of X here in after given package Y, B is a group I were given a packet of 1 and there is an anchor (packet Z).

Thus it can be said that equating an empirical procedure performed to compare the scores of the test package with a package of other tests. By equating the right, then allow the direct conversion of the results of the exam candidates who take a different package. From the analysis of item response theory to the QUEST program, the obtained statistical information to third matter Package (equating be gradual process; Package A and Package B, Package B Package C, and Package C Package A), it can be concluded in the illustration the following:

Table1
Results of Quest Problem Analysis Package A

Item Estimates (Thresholds) In input Order 9/ 9/ 14 12:56
all on all (N =**** L = 30 Probability Level= .50)

ITEM NAME	SCORE MAXSCR	THRSH	INFT	OUTFT	INFT	OUTFT
	1 MNSQ MNSQ	t	t			
1 item 1	409316631	.52	1.03	1.07	3.0	4.7
	.02					
2 item 2	491216553	.25	1.00	1.02	-.1	1.4
	.02					
3 item 3	472616561	.31	1.00	1.01	-.4	.5
	.02					
4 item 4	994016645	-1.09	.98	.98	-3.4	-2.1

5	item 5	.02	769916624	-.52	.93	.93	-17.1	-8.5
6	item 6	.02	1122216627	-1.45	.94	.91	-10.2	-7.4
7	item 7	.02	739616635	-.44	1.01	1.01	2.6	1.5
8	item 8	.02	542216452	.08	1.01	1.03	1.8	2.5
9	item 9	.02	365216550	.67	1.02	1.06	2.0	3.7
10	item 10	.02	450316511	.37	1.01	1.01	1.7	.9
11	item 11	.02	424116605	.47	.96	.97	-4.6	-2.4
12	item 12	.02	449016605	.39	1.00	1.01	.3	1.1
13	item 13	.02	411216599	.51	1.01	1.03	.9	2.0
14	item 14	.02	589416510	-.05	1.05	1.07	8.0	6.0
15	item 15	.02	1068616636	-1.29	.98	1.02	-3.2	2.2
16	item 16	.02	941416649	-.95	.95	.94	-13.0	-6.0
17	item 17	.02	749816596	-.47	1.08	1.10	15.8	9.4
18	item 18	.02	576416629	.00	.95	.94	-7.6	-6.0

*****Output Continues*****

From the picture above, it was shown that the results of the linear equating line A package to package the same benchmark values B average, that's indeed the basis of the linear formula

equating. But the results of the linear equating to a low score is below the benchmark value, while a higher score will be above the benchmark value of it is because the process of equating performed a difficult package to package easily. When the equating process of the package easily kepakat difficult then the line would otherwise linear equating results.

CONCLUSION AND SUGGESTION

In most large-scale testing program, the preparation of the tests are equivalent is a very important activity. This should be done for the rapid handling in the event of a leak test and to compare the results of the test participants using different tests such. This activity can be done by using the response theory item (item response theory). Because it is used in large scale utilization of computer technology management system (CMI) has provided opportunities for schools, teachers and students to interact with the facility to access servers, virtual desktops and applications without having to make an investment and maintenance independently. This becomes a more convenient opportunity to do with the development of data networks increasingly varied and widespread.

Standardized Assessment Model Based CMI (Computer Management Instructional) can only be developed to the level of high school, so the development still requires review and better test, given the still very heterogeneous quality of schools in the territory of the Republic of Indonesia. We hope slightest contribution that can still provide benefits for the next research. Do not forget to thank DITLITABMAS Higher Education for funding this research through grant schemes Competence so this research done.

REFERENCES

- Allen, Mary J., and Wendy M Yen. 1989. *Introduction to Measurement Theory*. California: Cole Publishing Company.
- Angoff, W. H. 1982. Uses of Difficulty and Discrimination Indices for Detecting Item Bias In RA Berk. *Handbook of Methods for Detecting Item Bias*. Baltimore: John Hopkins University Press.
- Chong Ho Yu dan Sharon E. Osborn. 2005. Test Equating by Common Items and Common Subject: Concepts and Applications. *Practical Assessment, Research & Evaluation*. X (4): 187-198.
- Crocker, Linda, & Algina, James. 1986. *Introduction to classical and modern test theory*. New York: Holt, Rinehart and Winston, Inc.
- Dorans, N. J. (2004). Equating, concordance, and expectation. *Applied Psychological Measurement*, 28 (4),227-246.
- Gronlund, Norman. E. 1985. *Measurement and Evaluation in Teaching*. New York: Macmillan Publishing Company.
- Hambleton, Ronald K, Swaminathan, H., dan Jane Rogers, H. 1991. *Fundamentals of Item Response Theory*. London: SagePublications.
- Holland, P. W., & Dorans, N. J. (2006). Linking and equating. In R. L. Brennan (Ed.), *Journal of Educational measurement* (4th ed., pp. 187{220). Westport, CT: Greenwood.
-

- Kim, S., von Davier, A. A., & Haberman, S. (2008). Small-sample equating using a synthetic linking function. *Journal of Educational Measurement*, 45, 325 {342}
- Kolen, Michael J., dan Robert L. Brennan. 2004. *Test Equating, Scaling, and Linking: Methods and Practices*. New York: Springer.
- Kolen, Michael J., dan Robert L. Brennan. 1995. *Test Equating*. New York: Springer Verlag.
- Kumaidi. 2000. Standardisasi Butir Soal. *Jurnal Pendidikan dan Kebudayaan*. V(5): 132-143.
- Livingstone, S. A., Doran, N. J. dan Wright, N. K. 1990. What Combination of Sampling and Equating Methods Work Best?. *Applied Measurement in Education*. III (2): 73-95.
- Livingston, S. A., & Kim, S. (2009). The circle-arc method for equating in small samples. *Journal of Educational Measurement*, 46, 330 {343}
- Lord, F. M. (2009). The standard error of equipercentile equating. *Journal of Educational Statistics*, 7, 165 {174}
- Lord, Frederick, M. 1990. *Applications of Item Response Theory to Practical Testing Problems*. New Jersey: Lawrence Erlbaum Associates, Publishers.
- Mary J. Allen and Wendy M Yen, 1989, *Introduction to Measurement Theory*, California: Broke.
- McDonald, Roderick P. 1991. *Test Theory: A Unified Treatment*. New Jersey: Lawrence Erlbaum Associates Publisher.
- Naga, Dali, S. 1992. *Pengantar Teori Sekor Pada Pengukuran Pendidikan*. Jakarta: Besbats.
- Peterson, N.S., Kolen, M.J., dan Hoover, H.D. 1989. Scaling, Norming, and Equating. In R.L. Linn (Ed), *Educational Measurement*. New York: Macmillan.
- Rahayu, Wardani. 2008. Pengaruh Metode Linking Terhadap Banyak Butir False Positive pada Pendeteksian DIF Berdasarkan Teori Responsi Butir. *Disertasi*. Jakarta: Universitas Negeri Jakarta.
- Swediati, Nonny. 1997. *Metode untuk Penyetaraan (Equating) Sekor Tes Secara Klasik*. Pusat Pengujian Balitbang Dikbud: Jakarta.
- Tumilisar, A.V.J. 2006. Akurasi Relatif Penyetaraan Sekor Tes untuk Sampel Berukuran 300 Ditinjau dari Metode Penyetaraan dan Teknik Penghalusan. *Jurnal Pendidikan Penabur*. V (6): 1-19.
- Zhu, W. 1998. Test Equating: What, Why, How?. *Research Quarterly for Exercises and Sport*. Wayne State University.



Faculty of Mathematics and Natural Sciences
Yogyakarta State University

ISBN 978-979-96880-8-8